

كتاب الحج

KITAB-UL-HAJJ

The Book of Pilgrimage to Makkah



ISLAMBASE PUBLICATIONS
www.islambase.tk



بِسْمِ اللَّهِ الرَّحْمَنِ الرَّحِيمِ

إن الحمد لله نحمده ونستعينه ونستغفره ونعوذ بالله من شرور أنفسنا ومن سيئات أعمالنا من يهده الله فلا مضل له
ومن يضل فلا هادي وأشهد أن لا إله إلا الله وحده لا شريك له وأشهد أن محمدا عبده ورسوله. أما بعد

This book has been produced with the sole intention of seeking the pleasure of Allah (swt). It is hoped that it will provide a useful reference to those Muslims who intend to perform the pilgrimage to Makkah. It has been written in a style of easy reading to make it easier to memorise the topic.

ISLAMBASE PUBLICATIONS TEAM

Email: islambase@hotmail.com
Web: www.islambase.tk

There is no copyright in Islam, feel free to distribute this book widely

Edition: 1
Print: 2005

Kitab ul Hajj - The Book of Pilgrimage to Makkah

Contents	Page Number
Preface	1
Introduction	3
Hajj is Worship	4
Hajj is Obligatory	4
The Virtues of Umrah and Hajj	5
The Preparation for Hajj	6
The Pillars of Umrah and Hajj	8
The Conditions of the Pilgrim	8
Al Ihram	9
Zone	9
Mawaaqeet (Zones)	9
Clothes	9
Men's Clothes	9
Recommended acts before wearing the Ihram	10
Women's Clothes	10
Women's Covering	10
Conditions in the ihram	10
How to Perform Hajj Tamattu	11
Ihram in Hajj Tamattu	11
Al Umrah	11
Entering Masjidul Haram	11
Tawaf Al Qadoum	11
Dua in Tawaf	12
Makam Ibrahim	12
Zamzam Water	13
Sa'ee between Safaa and Marwah	13
Key points in Sa'ee	13
Al Hajj	14
7 th Dhul Hijjah	14
8 th Dhul Hijjah	14
9 th Dhul Hijjah	14
Arafah	15
Muzdalifah	15
10 th Dhul Hijjah	15
Stoning	15
Slaughtering	15
Shaving Head	15
Tawaf ul Ifaadah	15
Order of the acts	16
11 th Dhul Hijjah	16
12 th Dhul Hijjah	16
Tawaf ul Wadaa'	16
A Quick Guide to Hajj	17

بِسْمِ اللَّهِ الرَّحْمَنِ الرَّحِيمِ

كتاب الحج KITAB-UL-HAJJ The Book of Pilgrimage

INTRODUCTION المقدمة

The Hajj (Pilgrimage to Makkah) is one of the five pillars of Islam. Anybody declaring to be a Muslim must fulfil this ritual act, or at least have the intention to do so once in their lifetime. There are many evidences with regards to this obligation.

Allah (swt) says in the Qur'an

﴿ وَلِلَّهِ عَلَى النَّاسِ حِجُّ الْبَيْتِ مَنِ اسْتَطَاعَ إِلَيْهِ سَبِيلًا ﴾

And Hajj (pilgrimage to Makkah) to the House (Ka'bah) is a duty that mankind owes to Allah, those who can afford the expenses [EMQ 3:97]

﴿ وَأَتِمُّوا الْحَجَّ وَالْعُمْرَةَ لِلَّهِ ﴾

And perform properly the Hajj and Umrah for Allah. [EMQ 2:196]

﴿ وَأُذِّنُ فِي النَّاسِ بِالْحَجِّ يَأْتُوكَ رِجَالًا وَعَلَى كُلِّ ضَامِرٍ يَأْتِينَ مِنْ كُلِّ فَجٍّ عَمِيقٍ ﴾

And proclaim to mankind the Hajj (pilgrimage). They will come to you on foot and on every lean camel; they will come from every deep and distant (wide) mountain highway (to perform Hajj). [EMQ 22:27]

The Messenger Muhammad (saw) said,

« الْإِسْلَامُ أَنْ تَشْهَدَ أَنْ لَا إِلَهَ إِلَّا اللَّهُ وَأَنَّ مُحَمَّدًا رَسُولُ اللَّهِ وَتُقِيمَ الصَّلَاةَ وَتُؤْتِيَ الزَّكَاةَ وَتَصُومَ رَمَضَانَ وَتَحُجَّ

الْبَيْتَ إِنْ اسْتَطَعْتَ إِلَيْهِ سَبِيلًا »

"Al-Islam is that you testify that there is none worthy of worship (in truth) but Allah and that Muhammad is the messenger of Allah, you establish the prayer, you pay the Zakah, you fast in Ramadan, and you perform pilgrimage to the House (of Allah) if you have the capability." [Muslim]

« بُنِيَ الْإِسْلَامُ عَلَى خَمْسٍ شَهَادَةِ أَنْ لَا إِلَهَ إِلَّا اللَّهُ وَأَنَّ مُحَمَّدًا رَسُولُ اللَّهِ ، وَإِقَامِ الصَّلَاةِ ، وَإِيتَاءِ

الزَّكَاةِ ، وَالْحَجِّ ، وَصَوْمِ رَمَضَانَ »

Islam is built upon five; to testify that there is none worthy of worship (in truth) but Allah and that Muhammad is the messenger of Allah, and to establish the prayer, to pay Zakah, to make pilgrimage and fast in Ramadan. [Muslim]

HAJJ IS WORSHIP حَجُّهُ عِبَادَةٌ

In Arabic the word Ibaadah (عبادة) worship is a noun composed of all which pleases Allah (swt) whether the deeds are ones intentions (action of the heart), sayings (action of the tongue) or actions (bodily actions).

Unfortunately Hajj is also one the ritual acts where many people involve themselves in shirkayat (polytheism) and bidah (innovation), we have to be aware of these and avoid them.

Imam Ali (ra) said: "What a noise in hajj, but very few are performing hajj" and that was in the time Ali (ra) where people are supposed to be closer to the wahi (revelation)!

Today Muslims may perform Hajj according to their own interpretation; this is not allowed as the ritual act has a form which must be in accordance with what the Messenger (saw) brought us. There many evidences for this.

« خُذُوا عَنِّي مَنَاسِكَكُمْ »

The Messenger (saw) said "Take (learn) your ritual acts from me" [Ahmed]

« مَنْ عَمِلَ عَمَلًا لَيْسَ عَلَيْهِ أَمْرُنَا ، فَهُوَ رَدٌّ »

The Messenger (saw) said "He who does an act which our matter [Islam] is not [in agreement] with will have it rejected." [Muslim]

We are ordered by Allah (swt) to follow the Messenger Muhammad (saw)

﴿ قُلْ إِنْ كُنْتُمْ تُحِبُّونَ اللَّهَ فَاتَّبِعُونِي يُحْبِبْكُمُ اللَّهُ وَيَغْفِرْ لَكُمْ ذُنُوبَكُمْ وَاللَّهُ غَفُورٌ رَحِيمٌ ﴾

Say: "If you (really) love Allah then follow me (the Messenger (saw)), Allah will love you and forgive you of your sins. And Allah is Oft-Forgiving, Most Merciful." [EMQ 3:31]

﴿ وَمَا آتَاكُمُ الرَّسُولُ فَخُذُوهُ وَمَا نَهَاكُمْ عَنْهُ فَانْتَهُوا ﴾

And whatsoever the Messenger (Muhammad SAW) gives you, take it, and whatsoever he forbids you, abstain (from it) [EMQ 59:7]

﴿ لَقَدْ كَانَ لَكُمْ فِي رَسُولِ اللَّهِ أُسْوَةٌ حَسَنَةٌ ﴾

Indeed in the Messenger of Allah (Muhammad SAW) you have a good example [EMQ 33:21]

The Messenger (saw) specifically warned us from innovating in the deen.

« وَشَرُّ الْأُمُورِ مُحَدَّثَاتُهَا وَكُلُّ مُحَدَّثَةٍ بَدْعَةٌ وَكُلُّ بَدْعَةٍ ضَلَالَةٌ وَكُلُّ ضَلَالَةٍ فِي النَّارِ »

He (saw) said "And the worst of all affairs are newly-invented matters and every innovation is a misguidance, and every misguidance is in the fire of Hell." [Abu Dawud] [Tirmidhi]

HAJJ IS OBLIGATORY حَجُّهُ وَاجِبٌ

It is obligatory on the Muslim who fulfils the conditions for going to Hajj, to perform it at least once in their lifetime. Abu Hurairah (ra) reported: Allah's Messenger (saw) addressed us and said:

« أَيُّهَا النَّاسُ قَدْ فَرَضَ اللَّهُ عَلَيْكُمُ الْحَجَّ فَحَجُّوا »

"O people, Allah has made Hajj obligatory for you; so perform hajj.

« فَقَالَ رَجُلٌ أَكُلُّ عَامٍ يَا رَسُولَ اللَّهِ فَسَكَتَ حَتَّى قَالَهَا ثَلَاثًا فَقَالَ رَسُولُ اللَّهِ -صلى الله عليه وسلم- لَوْ قُلْتُ نَعَمْ »

« لَوْ حَبَّتْ وَلَمَّا اسْتَطَعْتُمْ »

Thereupon a person said: Messenger of Allah, (is it to be performed) every year? He (the Prophet) kept quiet, and he repeated (these words) thrice, whereupon Allah's Messenger (saw) said: If I were to say "Yes," it would become obligatory (for you to perform it every year) and you would not be able to do it..." [Muslim]

THE VIRTUES OF UMRAH AND Hajj فضيلة العمر والحج

There are many virtues for the ones who perform Hajj or Umrah correctly. Some of them have been listed below:

1. It is one of the best deeds (afdalul amaal افضل الأعمال)

Abu Hurairah reported:

« وَسئِلَ النَّبِيِّ صَلَّى اللَّهُ عَلَيْهِ وَسَلَّمَ أَيُّ الْأَعْمَالِ أَفْضَلُ قَالَ إِيْمَانٌ بِاللَّهِ وَرَسُولِهِ قِيلَ ثُمَّ مَاذَا قَالَ جِهَادٌ فِي سَبِيلِ اللَّهِ قِيلَ »

« ثُمَّ مَاذَا قَالَ حَجٌّ مَبْرُورٌ »

The Messenger of Allah was asked about the best of deeds. He (saw) said: Belief in Allah. He (the inquirer) said: What next? He (the Prophet) replied: Jihad (struggle to the utmost) in the cause of Allah. He (the inquirer) again said: What next? He (the Prophet) replied: Hajj Mabrou (an accepted pilgrimage) [Bukhari- Chapter of Hajj].

2. The best supplication (khairud dua خبير الدعاء) is on Arafah

The Messenger (saw) said

« خَيْرُ الدُّعَاءِ دُعَاءُ يَوْمِ عَرَفَةَ »

[سنن الترمذي - كتاب الدعوات]

"The best supplication is the supplication on the day of Arafah (i.e. on Arafah)" [Tirmidhi - Chapter of Supplication]

3. It is an expiation (kaffarah كفارة) for sin

Abu Hurairah (ra) reported Allah's Messenger (saw) as saying:

« الْعُمْرَةُ إِلَى الْعُمْرَةِ كَفَّارَةٌ لِمَا بَيْنَهُمَا وَالْحَجُّ الْمَبْرُورُ لَيْسَ لَهُ جَزَاءٌ إِلَّا الْجَنَّةُ »

"An Umrah is expiation for the sins committed between it and the next, and hajj which is accepted will receive no other reward than Paradise." [Muslim]

4. You will return like the day you were born (sinless)

Narrated by Abu Hurairah:

Allah's Apostle said, "Whoever performs hajj to this House (Ka'bah) and does not approach his wife for sexual relations nor commits sins (while performing hajj), he will come out as sinless as a newly-born child." [Bukhari]

5. The Hajj for the woman is Struggle (Jihad جهاد) for women

« عَائِشَةُ قَالَتْ قُلْتُ يَا رَسُولَ اللَّهِ عَلَى النِّسَاءِ جِهَادٌ قَالَ « نَعَمْ عَلَيْهِنَّ جِهَادٌ لَا قِتَالَ فِيهِ الْحَجُّ وَالْعُمْرَةُ »

Narrated by 'Aiesha (the mother of the faithful believers, who said: I asked the Messenger (saw) "Messenger of Allah is there jihad for women" The Prophet said, "Yes there is jihad upon them, there is no fighting involved in it, Hajj and Umrah" [Ibn Majah] #3013

6. Its reward is Paradise (Jannah الجنة)

The Messenger (saw) said

« وَالْحَجُّ الْمَبْرُورُ لَيْسَ لَهُ جَزَاءٌ إِلَّا الْجَنَّةُ »

"The accepted hajj has no other reward, except Paradise" [Bukhari] #1773

THE PREPARATION FOR HAJJ الاعداد للحج

1. Fear (*taqwa* تقوى) Allah (swt)

Taqwa is a level of fear where the believer knows Allah (swt) is aware of all he does, even if concealed from the eyes of fellow men.

Allah (swt) says,

﴿ يَا أَيُّهَا الَّذِينَ آمَنُوا اتَّقُوا اللَّهَ حَقَّ تَقَاتِهِ وَلَا تَمُوتُنَّ إِلَّا وَأَنتُمْ مُسْلِمُونَ ﴾

“O you who believe! Fear Allah as He should be feared and die not except as a Muslim (in a state of Islam)” [EMQ 3:102]

And the Messenger (saw) said “Fear Allah where ever you are” [Tirmidhi]

Having awareness of Allah (swt) should cause a person to have piety regardless of where they are and more so whilst on hajj where many actions are prohibited.

2. Study the Rulings (*ahkam* احكام) related to Hajj

Studying the Islamic rulings related to hajj. This will cause greater awareness and thereby increase ones taqwa. Allah (swt) says

﴿ إِنَّمَا يَخْشَى اللَّهَ مِنْ عِبَادِهِ الْعُلَمَاءُ ﴾

“Those who truly fear Allah, among His Servants, who have knowledge:” [EMQ 35:28]

It will also ensure that a person is not ignorant with regards when to perform a particular action whilst on Hajj and thereby avoid making any errors or bidah (innovation)

3. Give people their Rights (*haqouq* حقوق)

Give back what was given to you in trust (*amanah*) by others, as you do not know whether you will return from Hajj. It may be that Allah (swt) has decreed that your lifespan (*ajal*) ends whilst you are there.

Allah (swt) says

﴿ وَإِنْ كُنْتُمْ عَلَى سَفَرٍ وَلَمْ تَجِدُوا كَاتِبًا فَرِهَانًا مَقْبُوضَةً فَإِنْ مِنْ بَعْضِكُمْ بَعْضًا فُلْيُودُ الَّذِي أَوْثَمِنَ أَمَانَتَهُ وَلْيَتَّقِ اللَّهَ رَبَّهُ وَلَا تَكْتُمُوا الشَّهَادَةَ وَمَنْ يَكْتُمْهَا فَإِنَّهُ آتَمٌ قَلْبُهُ وَاللَّهُ بِمَا تَعْمَلُونَ عَلِيمٌ ﴾

And if you are on a journey and cannot find a scribe, then let there be a pledge taken (mortgaging); then if one of you entrust the other, let the one who is entrusted discharge his trust (faithfully), and let him be afraid of Allah, his Lord. And conceal not the evidence for he, who hides it, surely his heart is sinful. And Allah is All-Knower of what you do. [EMQ 2:283]

4. Leave worldly matters (*dunyaa* دنيا) behind you

The hajj has hardship associated with it, which will test each and every one of our limits. We should be concerned with performing all the hajj rites correctly. Avoid taking more than what is necessary as it will only become a distraction, this could be even in the case of mobile phones, laptops, cameras, camcorders, etc.

Imam Ali (ra) said “The hour of your life is three, the first hour passed and you don’t know if Allah (swt) accepted it. The hour you are in now invest with good deeds. The hour coming you don’t now if you going to reach it”

5. Clear your debts (*adyaan* اديان) if you have any

The one in debt must always have intention to pay back the creditor.

The Messenger (saw) said: “Whosoever takes money of the people and has the intention to give it back Allah (swt) will pay it back on his behalf, and whosoever takes it without the intention to pay it back, Allah (swt) will waste it” [Sahih Muslim]

You need to ensure all halal debts are paid back. This excludes, loans from the Bank, student loans, credit card bills and mortgages, all of which are prohibited forms of transaction as they all have riba (usury) associated with them.

6. Remove the diseases (*amraad* امراض) of the heart

Get rid off diseases such as nationalism, arrogance, backbiting, hatred, partisanship and showing off. Grouping the Muslims on hajj based upon tribalistic lines is clearly forbidden.

The Messenger of Allah (saw) said, “He is not one of us who calls for `Asabiyyah, (nationalism/tribalism) or who fights for `Asabiyyah or who dies for `Asabiyyah.” [Abu Dawud]

And in another hadith, the Messenger of Allah (saw) referring to nationalism, racism, and patriotism said: “Leave it, it is rotten.” [Muslim and Bukhari]

7. The funding for Hajj should be lawful (*halal* حلال)

Do not use money from riba (usury), gambling, alcohol sale or any other means of fasad (corruption).

﴿ إِنَّ اللَّهَ طَيِّبٌ لَا يَقْبَلُ إِلَّا طَيِّبًا ﴾

The Messenger (saw) said: “Verily Allah is pure and accepts only what is pure” [Muslim] #2393

﴿ الْحَالَالُ بَيْنَ وَالْحَرَامِ بَيِّنٌ ﴾

The Messenger (saw) said “the halal (lawful) is clear and the haram (unlawful) is clear” [Bukhari] #52

And Allah (swt) says

﴿ يَا أَيُّهَا الَّذِينَ آمَنُوا اتَّقُوا اللَّهَ وَذَرُوا مَا بَقِيَ مِنَ الرِّبَا إِن كُنْتُمْ مُؤْمِنِينَ ﴾

“O you who believe! Fear Allah, and give up what remains of your demand for usury, if ye are indeed believers.” [EMQ 2:278]

8. Be careful of oppression (*zhulm* ظلم)

Stop oppression such as to prevent your wife from going to hajj or not to leave enough provision for the wife is she is left behind. Even to leave the cat alone at home without making provisions for it is dhulm.

THE PILLARS OF UMRAH AND HAJJ أركان العمرة والحج

During Umrah and Hajj there are many religious acts carried out in order to fulfill the pilgrimage. Some of them are Pillars which are obligatory and some are recommended. It is important that you understand these and fulfill the pillars in order for it to be accepted.

The Pillars of Umrah are three (أركان العمرة ثلاثة وهي):

1. **Ihram (الإحرام)** the Hajj clothes
2. **Tawaf (الطواف)** circumbulation of the Ka'bah
3. **Sa'ee (السعي)** going between Safaa and Marwah

Any other action, such as praying two rakah behind Makam Ibrahim, drinking Zam-Zam water and trimming the hair are recommended (mandoub).

The Pillars of Hajj are four (أركان الحج أربعة وهي):

1. **Ihram (الإحرام)** the Hajj clothes
2. **Arafah (الوقوف بعرفة)** standing in Arafah
3. **Tawaf (الطواف)** circumbulation of the Ka'bah
4. **Sa'ee (السعي)** going between Safaa and Marwah

Any other action, such as praying two rakah behind Makam Ibrahim and drinking Zam-Zam water, stoning Jamrah, Qurbani (sacrifice) and shaving the hair are recommended (mandoub).

There are three different ways to make Hajj

1. **Hajj Al Iفراد (حج الأفراد)** - Solely Hajj without to make Umrah
2. **Hajj Al Qiraan (حج القران)** - Umrah and Hajj with no break in ihram
3. **Hajj At Tamattu (حج التمتع)** - Umrah and Hajj with a break in ihram

Make sure you are clear in your intention. So say "Labaykallah Umrah" or say "Labaykallah Hajj Tamattu" (if you are performing Hajj Tamattu).

THE CONDITIONS OF THE PILGRIM شروط وجوب الحج

Hajj becomes obligatory upon the one who fulfills the following conditions:

1. **Al Islam (الإسلام)** - To be Muslim
2. **Al Aql (العقل)** - To be sane
3. **Al Balough (البلوغ)** - To be mature (i.e. reach puberty)
4. **Kamal Al Hurriyah (كمال الحرية)** - To have complete freedom i.e. is not a slave
5. **Al Istataa'ah (الاستطاعة)** - To have capability. The capability is three:
 - 1) **Finance** - to pay for travel and expenses, and have no debts
 - 2) **Health** - to be able to perform all the rites of Hajj
 - 3) **Security** - to be able to travel to and from without harm
6. **Wajoub al Mahram (وجود المحرم)** - A woman must have a mahram with her when she goes Hajj

If a Muslim fulfils all the above criteria, then he or she should not delay performing the Hajj, rather it would be considered Qada (missed/owing).

IHRAM الاحرام

Ihram (احرام) is an Arabic word that denotes a sacred state in which a Muslim must enter in order to perform Umrah or Hajj. The Ihram has two aspects: Zone (Miqat) and Clothes (Libas)

IHRAM OF THE MIQAT (ميقات) ZONE

The Miqat is the place where every pilgrim must wear their ihram and make intention to perform Umrah or Hajj. The pilgrim must not pass this zone without ihram; otherwise they will have to pay fidyah (penalty). The Messenger (saw) specifically named the Mawaaqee (zones) and for whom they are applicable.

« وقت رسول الله صلى الله عليه وسلم لأهل المدينة ذا الحليفة ولأهل الشام الجحفة ولأهل نجد قرن المنازل ولأهل

اليمن يلملم » [صحيح البخاري - كتاب الحج]

The Messenger (saw) said " (the Miqat) for the people of Madinah is Dhul Hulaifah, for the people of Sham is Al Jahfah, for the people of Najd is Qarn Al Manzil and for the people of Yemen is Yalamlam. [Bukhari - Chapter: Hajj]

« أن رسول الله صلى الله عليه وسلم وقت لأهل العراق ذات عرق » [سنن النسائي - كتاب مناسك الحج]

The Messenger (saw) said "For the people of Iraq (their Miqat is) Dhaat 'Irq" [Nasai - Chapter: The Rites of Hajj]

📌 The Mawaaqee (Zones) For Umrah And Hajj مواقيت العمرة والحج

There are five zones:

1. **Dhul Hulaifah (ذا الحليفة)** is 450km to the north of Makkah and is the Miqat for the people of Madinah
2. **Al Juhfah (الجحفة)** is 187km north-west of Makkah; people also call it Rabigh, usually for people from Jeddah and also those coming from Syria, Jordan, Palestine and Lebanon.
3. **Qarn Al Manazil (قرن المنازل)** is 94km to the east of Makkah overlooking Arafah and is the Miqat for the people of Najd.
4. **Yalamlam (يلملم)** is 54km to the south of Makkah and is the Miqat for those coming from Yemen
5. **Dhatu Iriq (ذات عرق)** is 94km to the north-east of Makkah and is the Miqat for the people of Iraq.

However today it has become common practice for the pilgrims to wear their ihram before reaching the Miqat and to make their intention once they reach the zone. If you travel to Hajj by plane, they will announce when to wear the ihram and make niyah (intention). Those pilgrims not flying will make ihram at the closet Miqat to them and those residing inside the zone i.e. (Makkah) will start from where they are.

IHRAM OF THE LIBAS (لباس الاحرام) CLOTHES

A person that is in the state of ihram is called muhrim (masculine) and muhrimah (feminine)

THE HAJJ CLOTHING FOR MEN لباس الاحرام الرجال

The Men's clothes entail two helmless towels (colour white preferred) and slippers.

1. **Ridaa' (رداء)**: is the towel used to cover the upper torso.
2. **Izaar (ازار)**: is the lower towel, sometimes this is clipped on by a belt or safety pin. It must cover between the navel and knees.
3. **Ni'aal (نعال)**: are the slippers, the straps should not cover majority of the feet. In ihram you cannot wear shoes of any form.

The Messenger Muhammad (saw) said,

"let some of you wear Ihram with the Izaar, Ridaa' and Nialal."



✦ The recommended acts before putting on the ihram

It is recommended for the muhrim to clip his fingernails, trimming the moustache, shave off the hair from under the armpits, shave the pubic hair, make ablution or preferably taking a complete bath (ghusl), to comb their beard and hair.

Ibn 'Umar said: "It is Sunnah for a pilgrim to take a complete bath before entering the state of ihram or before entering Makkah." This is reported by Al-Bazzar, Ad-Daraqutni, and Al-Hakim, who considers it a sound hadith.

Perfume may be used on the body as well as the Hajj clothes initially, even if it continues to smell afterwards.

Ibn 'Abbas said: "Allah's Messenger (saw) combed his hair, wore some perfume, put on his Hajj clothes, along with his Companions, and then he set out from Madinah accompanied by them" reported by Bukhari.

Once in the state of Ihram do not put perfume or cover your head with anything such as a hat.

THE HAJJ CLOTHING FOR WOMEN لبس الاحرام النساء

Women's clothes entail Khimar and Jilbab, without Niqab or gloves.

The Messenger Muhammad (saw) said: 'women who make Ihram should not cover their face nor wear gloves'

The women may temporarily cover her face by her hand, or make sadlu which is to bring the khimar slightly over the face temporarily to shield the face from foreign men. If she keeps the covering on for longer than necessary she will have to pay fidya (penalty) for this.

✦ Women usually cover using the following:

1. **Khimar:** A head scarf which must cover up to the jabe (chest)
2. **Jilbab:** The outer garment which must be loose
3. **Niqab:** A face veil (NOT ALLOWED IN IHRAM)
4. **Kinah:** A mask from leather used a lot by the women from Kuwait and other Khaliji (Gulf) states (NOT ALLOWED IN IHRAM)



There is no restriction for the woman regarding the colours she can wear. White is the best colour to wear at the time of Hajj, however for women they must take care to wear a dark tunic beneath it so that the sun will not shine through it and thus show off their form. The feet is considered awrah by the majority of the schools of thought (Hanafi do not accept this), so the women is allowed to wear socks and shoes whilst in ihram.

CONDITIONS IMPOSED WHILST IN IHRAM

✦ What is permitted in Ihram?

1. Bathing and changing
2. Women to wear shoes
3. Cupping, opening abscess, pulling a tooth
4. Wearing a belt or ring
5. Wearing non-perfumed kohl to the eyes
6. Killing flies or harmful animals
7. Sitting under the shade of a umbrella, tree or even a tent

✦ What is prohibited in Ihram?

1. Sexual intercourse
2. Fighting or arguing
3. Wearing sewn clothes
4. Cutting the hair
5. Trimming the nails
6. Using perfumed soap
7. Wearing perfume
8. Wearing hats (men)
9. Getting engaged
10. Getting married
11. Hunting

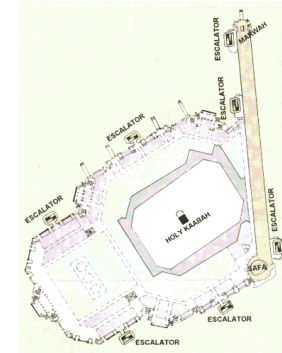
You must pay a penalty if you commit any of the acts prohibited in ihram, which will usually mean an extra sacrifice.

HOW TO PERFORM HAJJ TAMATTU حج التمتع

This is where Umrah and Hajj are combined with a break in wearing the ihram. First you will perform Umrah and then Hajj.

IHRAM FOR HAJJ AL-TAMATTU

1. Wear your Ihram before or at the Miqat, this time for the intention of doing Umrah.
2. Once you finish Umrah you can change into ordinary clothes until the 8th of Dhul Hijjah
3. On the 8th Dhul Hijjah put on your Ihram, which can be done in your hotel, you do not need to go back to the Miqat. Make intention for Hajj.
4. The ihram must be taken off on the day of sacrifice (no sooner).



AL UMRAH العمرة

NIYAH (النية) INTENTION

The best niyah is the one in the heart; however on Hajj we openly proclaim our intention which can be said as follows: "Labbaik Allahumma Umrah wal Hajj" (or Hajj Tamattu)

TALBIYYAH (التلبية)

It is the Sunnah to recite the Talbiyyah loudly (for men) from the point of the Miqat until you reach Makkah. The Talbiyyah is as follows:

لبيك اللهم لبيك ، لبيك لا شريك لك لبيك ، إن الحمد والنعمة لك والملك ، لا شريك لك

"Labbaik Allahumma labbaik, labbaik la shareeka laka labbaik, innal hamda wanne'matah laka wal mulk, la shareeka laka"

"Here I am, O Allah! Here I am; Here I am, there is no partner unto You, Here I am; all praise and favours and sovereignty belongs to You, there is no partner unto You."

ENTERING MASJID AL HARAM

1. Recite the Talbiyyah until you enter Masjid al-Haram. You can enter the Masjid from any gate available and leave by any gate
2. Enter with right foot first. The Sunnah is to say the following when entering

اللهم افتح لي أبواب رحمتك

"Allahummaftah li abwaba rahmatik"

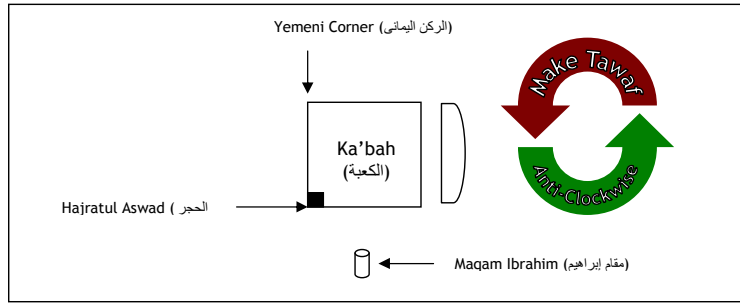
"O Allah the doors to your mercy"

3. Once you have entered Masjidul Haram make Al Idtibaa' (الاضطباع), which is to uncover the right shoulder and cover the left with the ridaa' (upper towel).

TAWAF AL QADOUM (طواف القدوم) CIRCUMBULATION OF ARRIVING

1. Go straight to Al Hajr Al Aswad (الحجر الأسود) 'The Black Stone' and start your tawaf from there. There is no need to make salutations of the masjid (i.e. pray tahyahtul masjid), as tawaf is salah.
2. Touch the black stone with right hand and say Allahu Akbar, the Messenger (saw) used to kiss it and then say Allahu Akbar.
 - a. Omar (ra) said which approaching the Al Hajr Al Aswad "I know you cannot harm nor benefit, but because I saw the Messenger (saw) kiss you, I do it" [Sahih Muslim]
 - b. You can put your walking stick on it as Omar al Khattab did.
 - c. If you can not touch the black stone, raise your right hand (بيمين) and point towards it and say Allahu Akbar (الله اكبر). To point the hand is called 'istilam' (استلم). Don't raise your left hand.
 - d. Then make tawaf around the Ka'bah anti-clockwise seven times.

The figure below shows a plan view illustration of the Ka'bah and the direction a pilgrim should make tawaf.



🔑 Dua (دعاء) supplication during Tawaf

1. You may recite the following Dua whilst making tawaf

“Subhanallah, walhamdulillah, wala ilaha illallah, wallahu akbar, wala hawla wala quwwata illa billah”

“Glory be to Allah, All praise is to Allah, there is no god but Allah. There is no power and no strength except in Allah.”

2. Towards the end of each tawaf (round) when passing Yemeni Corner (الركن اليماني) recite the following dua

ربنا آتنا في الدنيا حسنة وفي الآخرة حسنة وقتنا عذاب النار

“Rabbana aatina fidduniya hasanah wa fil akhirati hasanah wa qina azaban nar”

“O Allah, our Lord, give us good in this world, and good in the Hereafter, and save us from the punishment of fire.”

3. To recite the Qur’an during tawaf is acceptable as it is dhikr (remembrance)
4. You may make dua in any language you wish whilst making tawaf, however it is recommended in Arabic as that was the Sunnah of the Messenger (saw).
5. Study the dua of the Messenger (saw) with the meaning, do not ask dunya matter (worldly) , ask akhirah matters (hereafter), like to remove shirk, nifaq, and defection, admit you are weak and needy

🔑 Raml (الرمل) Hurrying

1. The Sunnah is to hurry in the first three tawaf (recommended for men not women). This is known as Raml.
2. The last four should be done at ease. So it is better if the women meet their men at a meeting point after making the tawaf.

🔑 Taharah (طهارة) Purity

1. You must have purity for tawaf the minimum being wudu.
2. If you forget how many tawaf you made, then build on yakeen (اليقين) certainty and continue counting from the last tawaf.
3. If you break your wudu during tawaf, you must go back and make wudu and start the count from the last full tawaf, i.e. starting again at the Hajr al Aswad (Black Stone).

PRAYING BEHIND MAKAM IBRAHIM مقام إبراهيم مصلى

1. When you have completed your seven Tawaf, cover right shoulder with the ridaa' (towel)
2. Go to Makam Ibrahim and pray two rakat voluntary salah (nafilah).
3. You need to pray behind Makam Ibrahim
4. If you cant pray directly behind it then you can pray any place in the masjid as a divine permit
5. Don't pray in Jama'ah (congregation)
6. The Messenger (saw) used to recite the following Surahs
 - a. 1st rakah - Surah Al-Kafiroun قل يا ايها الكافرون “Say O you Disbelievers” [EMQ 109]
 - b. 2nd rakah - Surah Al-Ikhlās قل هو الله أحد “Say He Allah is One” [EMQ 112]

DRINKING ZAMZAM WATER يشرب من ماء زمزم

1. After praying 2 rakat at Makam Ibrahim touch or kiss the black stone and say Allahu akbar (recommended)
2. Then drink Zamzam water
3. Go to do Sa'ee

SA'EE (BETWEEN SAFAA AND MARWAH) السعي بين الصفا والمروة

🔑 Dua' (دعاء) Supplication between Safaa and Marwah

Firstly go to Mount Safaa, any step of it, and face the qibla. Raise your hands, and say the following verse:

﴿إِنَّ الصَّفَا وَالْمَرْوَةَ مِن شَعَائِرِ اللَّهِ فَمَنْ حَجَّ الْبَيْتَ أَوْ اعْتَمَرَ فَلَا جُنَاحَ عَلَيْهِ أَنْ يَطَّوَّفَ بِهِمَا وَمَنْ تَطَوَّعَ خَيْرًا فَإِنَّ اللَّهَ شَاكِرٌ عَلِيمٌ﴾

Verily! Safaa and Al Marwah (two mountains in Makkah) are of the Symbols of Allah. So it is not a sin on him who perform Hajj or 'Umrah (pilgrimage) of the House (the Ka'bah at Makkah) to perform the going (Tawaf) between them (As-Safaa and Al-Marwah). And whoever does good voluntarily, then verily, Allah is All Recogniser, All Knower. [EMQ 2:158]

It is sufficient to say إِنَّ الصَّفَا وَالْمَرْوَةَ مِن شَعَائِرِ اللَّهِ

“Innas-Safaa wal marwata min sha'aairillah”

“Verily! Safaa and Al Marwah (two mountains in Makkah) are of the Symbols of Allah”

Then say the following dua three times.

الله أكبر الله أكبر الله أكبر ، لا إله إلا الله وحده لا شريك له ، له الملك وله الحمد وهو على كل شيء قدير ، لا إله

إلا الله وحده ، أنجز وعده ، ونصر عبده ، وهزم الأحزاب وحده

“Allahu Akbar, Allahu Akbar, Allahu Akbar, Laa ilaha ilallah wahdahu lashareeka lahu, lahul mulku wa lahul hamd, wa huwa ala kulli shayyin qadir, laa ilaha ilallah wahdahu, anjaza wadahu, wanasara abdahu, wahazamal ahzaab wahadau”

“Allah is Great! Allah is Great! Allah is Great! There is none worthy of worship except Allah alone, no partner has He, for him is the sovereignty and the praise, and he is able to do all things. There is none worthy of worship except Allah alone, ... , He helps his servants, He dealt with the confederate alone”

🔑 Key Points to Remember:

1. Start the Sa'ee at Mount Safah
2. Always focus on the Ka'bah when making dua'
3. It is recommended to make dua three times whenever you reach Mount Safaa and Marwah
4. It is not necessary to go right to the top of Mount Safah or Marwah rather any point of it.
5. During the Sa'ee there is bit in the middle where to hurry is recommended which is called Raml, this for both men and women (women should take care not to expose themselves)
6. If your wudu breaks during Sa'ee you do not need to stop and make wudu again , continue as you are, the Sahabah were given a permit. But don't start Sa'ee without wudu
7. If the time for Salah enters whilst in Sa'ee, break away to pray Salah and then continue from the last full cycle you left stopped at.
8. The last Sa'ee (i.e. the 7th one) should finish on Mount Marwah

Note: On Hajj Tamattu you need only to do Sa'ee once which is done with the Umrah, there is no need to do it again. However if you stay on in Makkah after Hajj you will have to do the Sa'ee again

TAQSIR (التقصير) TRIM HAIR

1. Once you have finished the Sa'ee, cut your hair; it is symbolic of leaving the ihram of the clothes
2. Only shorten hair in Umrah, and leave shaving for when you do Hajj and do not touch the beard
3. Women do not shave the hair rather they take an inch off the end of their plait
4. If possible bury your hair, for protection from any evil i.e. (magic done by hair, nail or mothers name)

AL HAJJ الحج

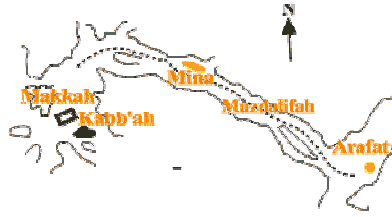
A summary of what is required on each key date has been given below.

7TH OF DHUL HIJJAH

1. You must stay in Makkah and not leave for Mina. This is sometimes done for the convenience of the travel agent and not from the Sunnah.

8TH OF DHUL HIJJAH - YAWMUL TARWIYYAH

1. Make ihram, from anyplace you are in Makkah, you do not need to go to any mosque
2. It is recommended to make ghusl (bath) and wear perfume beforehand
3. Go and pray fajr at Masjidul Haram, then go to Mina
4. At Mina you will pray Zhuhr and Asr combined without shortening. You will do the same with magrib and Isha.
5. You must be in Ihram before you go to Mina. If you do not have your ihram on you need to go back to Makkah to make ihram
6. You will spend the night in Mina



9TH OF DHUL HIJJAH - YAWMUL ARAFAH (يوم العرفة)

AL WAQIF BIL ARAFAH (الوقوف بعرفات) STANDING AT ARAFAH

1. After sunrise you must leave Mina to go to Arafah
2. Make sure you pray Fajr in Mina first
3. Anyone who catches Arafah even for a short while before Asr has caught the got Hajj. The Messenger (saw) said *“Al Hajj al Arafah - Hajj is Arafah”*
4. You can go to Masjid Namirah (optional)
5. The imam will give a khutbah then lead the Zhuhr salah and then tell the Hajjis to combine their salah with Asr
6. Stay in Arafah until Maghrib. Cant leave Arafah before Maghrib
7. There is a place called Wadi Urana in Arafah; you must avoid to stand there
8. If you have a horse or a camel it is recommended to stand over it. The Messenger (saw) stood over his camel and made dua facing the qibla
9. Whilst in Arafah you can do dawah, command good and forbid evil, read Qur'an, the best is to make dua (supplication). The Messenger (saw) said the best dua' is the one of Arafah,
10. the Messenger (saw) made the following dua in Arafah:

“Laa ilaha ilallah, wahdahu laa shareeka lahu , lahul mulku wa lahul hamd, yuhyi wa ymeet wa huwa ala kulli shayyin qadr”

“There is none worthy of worship except Allah alone, no partner has He, for him is the sovereignty and the praise, he is the one who gives life and takes life and he is able to do all things.”

THINGS TO AVOID AT ARAFAH

1. Do not pray Maghrib in Arafah but join it with Isha in Muzdalifah
2. In Arafah, avoid any dunya (worldly) matter
3. Idle chit-chat or political talk
4. Do not cover the head with ihram
5. Do not hunt, shave, cut tree whilst in ihram
6. Do not make a special point of standing on the Jabl Ar Rahmah (Mount of Mercy) as it is bidah to believe it is more rewardable

AL WAQIF BIL MUZDALIFAH (الوقوف بالمزدلفة) STAYING AT MUZDALIFAH

1. The Messenger (saw) left after sunset for Muzdalifah
2. Leave Arafah with tranquility
3. Find a place in Muzdalifah and stay till fajr
4. Pray Maghrib and Isha shortened and combined i.e. make one adhan and two Iqaamat; you have until the middle of the night to do this.
5. If you do not reach Muzdalifah before midnight you need to stop where you are and pray
6. In Muzdalifah you can go to an area called Misharul Haram where there is a masjid. Once you are there face the qibla and make dua t this is the Sunnah of the Messenger (saw)
7. You need to collect stones from Muzdalifah to use to stone the Jamarat
8. Women may leave Muzdalifah before fajr i.e. when two thirds of the night has passed to go to Mina Ibn Abbas (ra) said *“The Messenger (saw) sent me with the weak women, the elderly and the disabled people when it was two thirds of the night”*

10TH DHUL HIJJAH - YAWMUL NAHR (يوم النحر) The Day of Slaughtering

1. This is the Day of Eid al Adha
2. Pray Fajr at Muzdalifah and then travel to Mina to stone the Jamarah
3. Make Talbiyyah as you go to Mina, and travel at a hurried pace
4. First pray Zhuhr in Mina before you go to Wadi Muhasr (the place to stone the Jamarah)

RUMI JAMRAH AL AQABAH (رمي جمرة العقية) STONING THE FIRST JAMRAH

1. There are three Jamarat there:
 - a. Jamarah As Sughra (small)
 - b. Jamarah Al Wasatah (middle)
 - c. Jamarah Al Aqabah/Al Kubrah (Big)
2. You must only go to Jamrah Al Aqabah on this day.
3. Stone the Jamrah with seven stones saying *“Allahu Akbar”* each time.
4. Ensure the stones actually hit the Jamrah, preferably going into the hole/funnel
5. When stoning the Jamarah Makkah should be on your left and Mina to your right
6. Once you have finished stoning you will go and make Qurbani (sacrificial slaughtering of an offering)



DHABIH AL HADI (ذبيح الهدي) SLAUGHTER AN OFFERING

1. It is rewardable to do the slaughtering yourself
2. If you cannot then delegate this duty to someone who is trustworthy
3. The condition for the one that slaughters are that he must be Muslim and prays
4. If you delegate the slaughtering, verify that it took place, either by confirming or witnessing it.
5. Normally people will offer a sheep for slaughtering, though you can offer extra to please Allah (swt) i.e. a camel etc, note this is not obligatory
6. Once you have slaughtered then shave or trim the hair

TAAQSEER WAL HALAQ (التقصير والحلق) TRIMMING OR SHAVING HAIR

1. Men have to option to shave the head (recommended) or trim. Women should only trim their hair. The Messenger (saw) made dua' three times for the one who shaved their hair, whereas he (saw) made dua only once for the one who trimmed his hair.
2. You may now have a wash and change out of ihram and wear fresh clothes
3. After that all prohibitions are removed except having intercourse with your wife, this is called: At Tahallul (التحلل)

TAWAFUL IFAADAH (طواف الإفاضة)

1. Go back to Masjidul Haram and make seven circumambulations around the Ka'bah (Tawaful Ifaadah)
2. There is no need to pray two rakat behind Makam Ibrahim after this tawaf
3. There is no need to do idtaaba' as you will make tawaf in your ordinary clothes
4. Then do the Sa'ee for Hajj between Safaa and Marwah
5. Leave Makkah to return back to Mina before midnight
6. All that all things are halal even your wife.

THE ORDER OF ACTS ON THE 10TH OF DHUL HIJJAH

The ayah says,

﴿ ثُمَّ لِيَقْضُوا تَفَنَّهُمْ وَلِيُؤْفُوا نُدُورَهُمْ وَيَلْطَوُّوا بِالْبَيْتِ الْعَتِيقِ ﴾

Then let them complete the prescribed duties (Manasik of Hajj) for them, and perform their vows, and circumambulate the Ancient House (the Ka'bah at Makkah). (Al-Hajj 22:29)

From which we derive the order of acts on the day as follows:

1. Rumi - Stoning Jamarah
2. Halaq wa Taqseer - Shave or trim hair
3. Dhabī Hadi - Slaughter animal
4. Tawaful Ifaadah - Tawaf of Hajj

However to do it in a different order is acceptable as the following hadith say. Narrated by ‘Abdullah bin ‘Amar:

I saw the Prophet near the Jamarah and the people were asking him questions (about religious problems). A man asked, "O Allah's Apostle! I have slaughtered the Hadi (animal) before doing the Rami." The Prophet replied, "Do the Rami (now) and there is no harm." Another person asked, "O Allah's Apostle! I got my head shaved before slaughtering the animal." The Prophet replied, "Do the slaughtering (now) and there is no harm." So on that day, when the Prophet was asked about anything as regards the ceremonies of hajj performed before or after its due time his reply was, "Do it (now) and there is no harm." [Bukhari]

11TH DHUL HIJJAH

RUMI (STONING) DAY 2

1. From Mina after Zuhr Salah go to Stone the Jamarat
2. Start by small, then middle and then the biggest; using 7 stones for each jamarah
3. Makkah should be on your left hand side and mina on your right
4. Make dua facing the qibla, after stoning the small and middle Jamarat, but not after the big one.
5. Spend the night in Mina

12TH DHUL HIJJAH

RUMI (STONING) DAY 3

1. From Mina after Zuhr Salah go to Stone Jamarah
2. Go there and start by small, then middle and then the biggest; using 7 stones for each jamarah
3. Makkah should be on your left hand side and mina on your right
4. After this go back to Mina and leave for Makkah. You must leave the borders of Mina before Maghrib
5. The one who does not must stay for a fourth day and complete stoning prior to leaving. You have the length of the entire day to do so and then leave.

TAWAFUL WADAA' طواف الوداع - FAREWELL TAWAF

1. Tawaful Wadaa' is the farewell tawaf for when you leave Makkah.
2. There is no prayer behind Makam Ibrahim for this tawaf
3. It can be left, but best not to leave it more than two days
4. Upon completion of Tawaful Wadaa' you must leave the Miqat area

Ibn Abbas (ra) said, "The Messenger (saw) said the last thing you do in Makkah after mina is to leave Makkah"

THIS NOW COMPLETES YOUR HAJJ.

Should you remain and stay in the province then please note that the remainder of stay is not part of hajj nor should be attributed to it. A common practice is to go to Madinah after hajj and to stay there 8 days to complete 40 sessions of prayer. This is not part of Hajj and is a bidah (innovation) should it be attributed to Hajj. However you may travel to Madinah after Hajj and pray as often as you like in the Prophet (saw) Mosque 'Masjid an-Nabawi is the second Most Holiest Mosque.

A QUICK GUIDE TO HAJJ

IHRAM

1. Bathe yourself (Ghusl)
2. Wear Ihram garments
3. Make intention for Umrah or Hajj (at Miqat)
4. Recite Talbiyyah
5. Avoid acts forbidden while in the state of Ihram

UMRAH

1. Make Tawaf around the Ka'bah
2. Pray two Rakah behind Maqam Ibrahim
3. Make Sa'ee between Safaa and Marwah
4. Trim hair and remove Ihram garments

GOING TO MINA NOON 8TH DHUL HIJJAH

1. Put on Ihram garments again, if you have performed Umrah
2. Make intention for Hajj
3. Remain in Mina during the 8th
4. Perform five prayers starting with the Zuhr prayer
5. End with the Fajr prayer on the day of Arafat

GOING TO ARAFAT MORNING 9TH DHUL HIJJAH

1. Leave for Arafat on the morning of the 9th
2. Stay until sunset
3. Stay in any part of Arafat
4. Glorify Allah, repeat supplication
5. Repent to Allah and ask for forgiveness
6. Pray Zuhr and Asr prayers (combined)

GOING TO MUZDALIFAH AFTER SUNSET 9TH DHUL HIJJAH

1. Leave for Muzdalifah soon after sunset on the 9th
2. Perform Maghrib & Isha prayers (combined)
3. Stay overnight
4. Collect stones for Jamarah
5. Perform the Fajr prayer
6. Shortly before sunrise, leave Muzdalifah
7. Proceed for Mina

RETURNING TO MINA 10TH DHUL HIJJAH

1. Pray Zuhr Salah
2. Go to Jamrah al-Aqabah and stone it with seven pebbles.
3. Slaughter your sacrifice.
4. Shave your head or trim your hair.
5. Take off Ihram garments.
6. All Ihram restrictions are lifted except for the ban on sexual intercourse.
7. Tawaf al-Ifadah

AFTERNOON 10TH DHUL HIJJAH

1. Make Tawaf al-Ifadah
2. Sa'ee between Safaa and Marwah
3. After Tawaf al-Ifadah, all restrictions are lifted

RETURNING TO MINA 10TH - 13TH DHUL HIJJAH

1. Spend the Tashreeq days 11th, 12th (13th is optional) in Mina
2. After Zuhr prayer each day, stone the three Jamarat starting with the small one and ending with al-Aqabah
3. You may leave on the 12th (before Sunset) after stoning the Jamarat

FAREWELL TAWAF 12TH DHUL HIJJAH

1. Go to Mecca and make a farewell Tawaf
2. Perform two Rakah
3. Let the Tawaf be the last thing you do in Makkah

GOING HOME

1. If you remain in Makkah after 12th Perform farewell tawaf on the last day
2. It is preferred to visit the Prophet's Mosque in Madinah
3. This is not a part of Hajj

